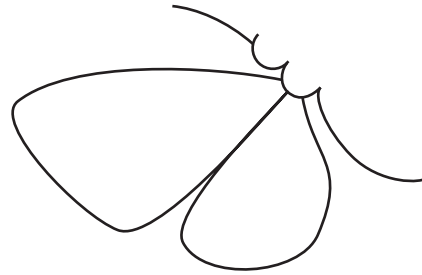
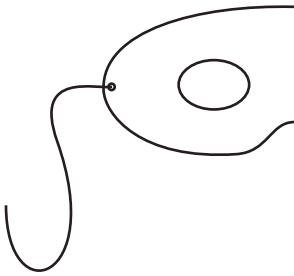




Drawing Lines of Symmetry

- ① Draw the other half of each picture to make it symmetrical. Use a straightedge to form the line of symmetry.



- ② Draw a line of symmetry for each figure.



- ③ List four items in your home that are symmetric. Pick one item and draw it below, including at least one line of symmetry.

Item: _____

Item: _____

Drawing: _____

Item: _____

Item: _____

Practice

④ _____ = 2,767 + 3,254

⑤ 193 + 6,978 = _____

⑥ 7,652 - 5,388 = _____

⑦ _____ = 4,273 - 1,678