

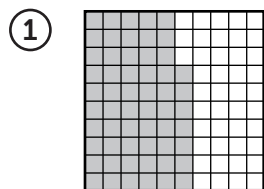
Tenths and Hundredths

Family Note Your child continues to work with decimals. Encourage him or her to think about ways to write money amounts. This is called dollars-and-cents notation. For example, \$0.07 (7 cents), \$0.09 (9 cents), and so on.

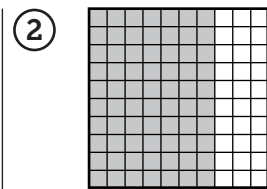
Write the decimal numbers that represent the shaded part in each diagram.

Whole

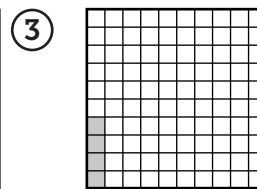
grid



_____ hundredths
 ____ tenths ____ hundredths



_____ hundredths
 ____ tenths ____ hundredths



_____ hundredths
 ____ tenths ____ hundredths

Write the words as decimal numbers.

④ twenty-three hundredths

⑤ eight and four-tenths

⑥ thirty and twenty-hundredths

⑦ five-hundredths

Continue each pattern.

⑧ 0.1, 0.2, 0.3, _____, _____, _____, _____, _____

⑨ 0.01, 0.02, 0.03, _____, _____, _____, _____, _____

Practice

⑩ Round 7,604 to the nearest thousand. _____

⑪ Round 46,099 to the nearest thousand. _____

⑫ Round 8,500,976 three ways: nearest thousand, hundred-thousand, and million.
